

Super Safari 2

Activity Book

Limba engleză
Grupa mare
5 – 6 ani

Herbert Puchta Günter Gerngross Peter Lewis-Jones with Oana-Cristina Stoica

art
Klett

 CAMBRIDGE
UNIVERSITY PRESS

Foreword

Super Safari 2 Activity Book is one of the three components that make up *Super Safari 2* British English Romanian edition, an English language course that welcomes pre-school children to English through chants, stories, songs and playtime. Together with the *Pupil's Book*, It helps children get used to learning in a classroom and develop key linguistic and interpersonal skills, all the while having as much fun as possible.

The approach ensures that children using *Super Safari* begin their English-learning journey with enthusiasm and confidence.

So, let's join Leo and his friends on this exciting adventure!




Unit tour Super Safari 2

Activity Book


Course components: *Pupil's Book* with 2 audio CDs + *Activity Book* with audio CD + *Teacher's Book*

Each unit in the *Activity Book* offers:

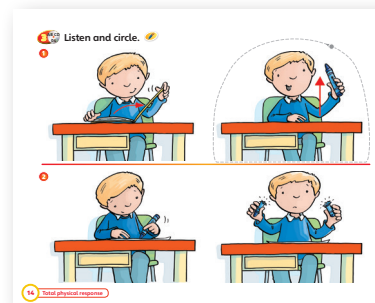
- Visual puzzles, fine motor skills work (circling, joining, matching and colouring), listening input and opportunities for oral practice




- A follow-up TPR practice activity that requires the children to listen to one or two of the new phrases and choose the correct picture or pictures, by circling



- A story follow-up activity and a values activity for each unit, drawn from the message in the Pupil's Book story




- Simple and fun craft activities to extend the focus of the CLIL lessons



- An opportunity to review key vocabulary from the unit and an introduction to self-evaluation

- Festivals pages at the end of the Activity Book



- Cut-out Yes/No cards, for use in games and Cut-out masks of the animal characters, for use in the story lessons (full instructions are supplied in the relevant lessons, in the *Teacher's Book*)

Map of the Book

Hello! (pages 8–11)	
Vocabulary Mike, Gina, Polly, Leo	Grammar What's your name? I'm ...
▶ Total physical response: Say 'hello', Smile, Shake hands, High five	

1 My Classroom (pages 12–19)				
Vocabulary board, paper, computer, desk, crayon, pencil case	Grammar This is my (crayon).	Story and value <i>The medals</i> Appreciating differences	CLIL Make a bowling game	Thinking skills Sorting
▶ Total physical response: Open your book, Pick up your crayon, Draw a picture, Oh no! It's broken			▶ Song: I've got a pencil case on my desk.	

2 My Body (pages 22–29)				
Vocabulary arms, hands, feet, legs, body, head	Grammar I can (clap my hands).	Story and value <i>Ouch!</i> Looking after someone	CLIL Self-portrait	Review
▶ Total physical response: Kick a ball, It's a goal, Clap your hands, Hug your friend			▶ Song: Shake your body!	

3 My Room (pages 30–37)				
Vocabulary toy box, bookcase, lamp, mat, window, door	Grammar Where's my (book)? It's in / on / under the (bookcase).	Story and value <i>Goodnight, Dad</i> Being patient	CLIL Make a poster of your room	Thinking skills Comparing
▶ Total physical response: Where's my rabbit?, Look under the mat, Look in the toy box, Ah, here it is			▶ Song: My messy room	

4 In the Jungle (pages 40–47)				
Vocabulary rhino, tiger, elephant, snake, spider, crocodile	Grammar Is it a (rabbit)? Yes, it is. / No, it isn't.	Story and value <i>The jungle</i> Being creative	CLIL Make a jungle collage	Review
▶ Total physical response: Walk through the jungle, Turn around, It's a big snake, Run away			▶ Song: Walking through the jungle	

Icons:  circle / draw / match / trace

 colour

 talk / say

 cut

5 Fruit and Vegetables (pages 48–55)				
Vocabulary potatoes, pineapple, carrots, tomatoes, watermelon, banana	Grammar Do you like (vegetables)? Yes, I do. / No, I don't.	Story and value <i>The fruit salad</i> Healthy eating	CLIL Make a fruit and vegetable print poster	Thinking skills Comparing, contrasting
▶ Total physical response: Hmm ... I'm hungry, Look, there's an apple, I can't reach. Jump ... Ouch			▶ Song: Do you like vegetables?	
6 My Town (pages 58–65)				
Vocabulary bus stop, park, school, toy shop, supermarket, zoo	Grammar Let's go to (the park).	Story and value <i>The present</i> Keeping your town clean	CLIL Make a recycling poster	Review
▶ Total physical response: It's a toyshop ... wow, What's this?, Look ... a robot, Oh no			▶ Song: Come and see my town!	
7 Jobs (pages 66–73)				
Vocabulary farmer, police officer, builder, doctor, firefighter, teacher	Grammar My (mum)'s a (doctor).	Story and value <i>Firefighters</i> Helping others	CLIL Make a fire engine costume	Thinking skills Sorting
▶ Total physical response: I'm a farmer, Listen ... what's that?, It's a bull, Run			▶ Song: Let's play firefighters!	
8 The Weather* (pages 76–83)				
Vocabulary rainy, windy, cold, snowy, hot, sunny	Grammar Is it (hot / cold / sunny / snowy)? Yes, it is. / No, it isn't.	Story and value <i>The island</i> Be prepared	CLIL Make a weather dial	Review
▶ Total physical response: It's a hot and sunny day ... phew, Put your hat on, Eat an ice cream ... yum, Oh no, the sea! Run			▶ Song: What's the weather like today?	
9 In the Countryside* (pages 84–91)				
Vocabulary tree, leaves, frog, grass, flower, bee	Grammar The bee is / isn't (big). It's (small).	Story and value <i>The bee</i> Respecting nature	CLIL Make a pond collage	Thinking skills Sorting
▶ Total physical response: I'm walking in the garden, Look, it's a flower, Look, it's a bird, Ouch! It's a tree			▶ Song: Four frogs in a tree	
Review and self-assessment				
Hello! & Unit 1: pages 20–21	Unit 2 & Unit 3: pages 38–39	Unit 4 & Unit 5: pages 56–57	Unit 6 & Unit 7: pages 74–75	Unit 8 & Unit 9: pages 92–93

Cut-outs: (pages 95 – 103) **Masks:** (page 97) **Festivals:** (page 101)

* optional units



www.cambridge.org/supersafari/familyfun

Hello!

1 Look and match. Say the names.



1





2



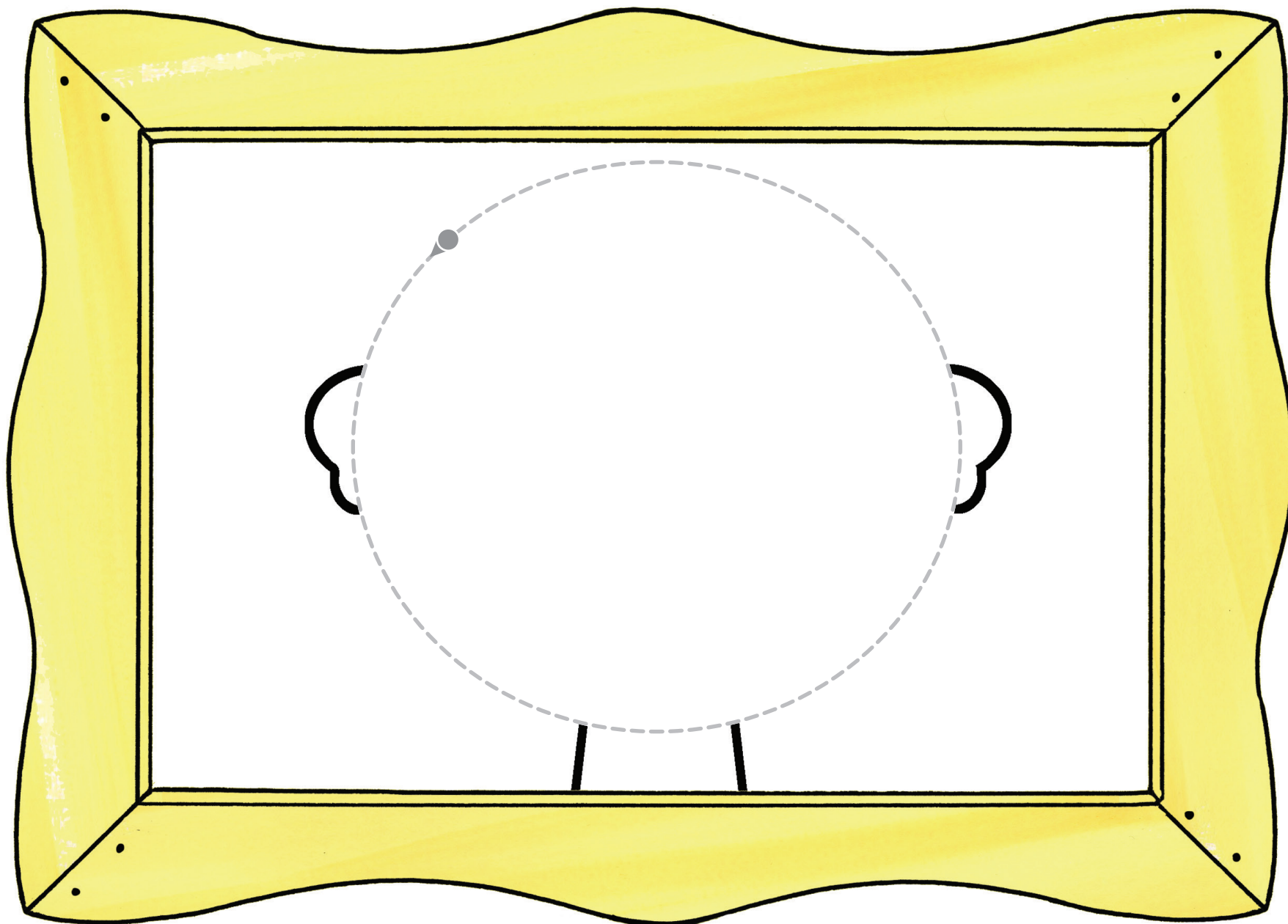
3



4



2 Draw yourself. Say the sentences.  



What's your name? I'm ...



1



2



4 Say the names. Colour the circles.



1



2



3



4

